



## THE USE OF CANVA APPLICATION TO DEVELOPING INTEGRATED LANGUAGE SKILLS TEACHING MATERIALS BASED ON LOCAL WISDOM

Herlina Usman<sup>1</sup>, Nina Nurhasanah<sup>2</sup>, Yulia Elfrida Yanty Siregar<sup>3</sup>,

<sup>1,2,3</sup>Pendidikan Guru Sekolah Dasar, Universitas Negeri Jakarta

[herlina@unj.ac.id](mailto:herlina@unj.ac.id)

Article history:	Abstract:
<b>Received:</b> August 20 <sup>th</sup> 2023 <b>Accepted:</b> September 20 <sup>th</sup> 2023 <b>Published:</b> October 21 <sup>st</sup> 2023	In the 21 <sup>st</sup> century Teacher had to develop a digital literation based on local wisdom particularly in creating the learning media. This training makes the learning media use the canva to implementation improve the skills and the digital literation of the school teacher's primary of the Karangwitan district of the Kabupaten Garut. This activity runs in three phases, pre-training, training and post-training. The pre-training stage is pre-preparatory stage such as the setting up of events, taking care of the permit, prepare the material and questionnaire. The Implementation Stage or core of this training activity begins with providing a pre-training questionnaire, giving a presentation, as well as training and guidance in making Integrated Language Skills teaching materials based on Cultural Wisdom using media of Canva. The final stage of post-training or evaluation is the provision of post-training questionnaires, assignment/creation of projects by participants, and application of the Canva learning media in the learning process. The results of this training showed that 82% of teachers gave positive perceptions and were interested in using Canva to create digital learning media and 85% of teachers thought that Canva media was easy to use and increased students' learning motivation. However, 78% of teachers still need assistance regarding making Integrated Language Skills teaching materials based on cultural wisdom to make them more variety. Based on the implementation of the training, it can be concluded that this Canva media creation training has an impact on learning, including teachers being able to know how to make more creative teaching materials or learning media, learning becomes more creative and less monotonous and can motivate students to receive lessons in class.

**Keywords:** Application Canva, Integrated Language Skills, Local Wisdom

### 1. INTRODUCTION

Information technology today has developed in such a way that has more or less changed a person's perspective, one of which the use of the internet. Currently, Indonesia has 196.7 million internet users (Bayu, 2020). Internet users in Central Java are the second largest, namely 26.5 million people. The goals of internet users are varied, such as learning, meeting, creating entertainment content, listening to news and creating designs to convey information. Currently, presenting information on digital media, even conventional print media, still requires creativity in presenting it. The importance of presenting interesting and creative news aims to make information easier for readers to accept. But not only because of this.

Learning media is one of the many things that determines the success of the teaching and learning process. There are three functions integrated in learning media, namely; stimulation fosters interest in studying lessons, mediation between teachers and students, information that displays explanations from the teacher (Aji, 2020). Creating interesting teaching materials is needed to motivate students in online learning. In this community service, the Canva application was chosen as the application that will be used as a medium to help teachers create more attractive presentation designs for elementary school students' teaching materials.

Canva is an application that is present in the busy world of technology. This application is an online design program that provides various tools including presentations, posters, pamphlets, brochures, graphics, infographics, banners and other types available in the Canva application. In its use to create teaching media, Canva provides various types of presentations, one of which is presentations in education. To use Canva, the application can be downloaded for free on Playstore. Apart from that, Canva also has several advantages, including: 1] Has a variety of attractive designs, 2] Able to increase the creativity of teachers and students in designing learning media because of the many

features provided,<sup>3]</sup> Save time in practical learning media,<sup>4]</sup> When designing, we don't have to use a laptop, but can be done using a device. (Tanjung & Faiza, 2019)

As an online-based application, to use Canva we must always be connected to the internet. This is one of the drawbacks of Canva, which cannot be used offline, so users need a data package to use the Canva application. Apart from that, Canva also provides paid designs and templates in its application, but that is not an obstacle for users because Canva provides free designs and templates to use.

Here are the steps to use Canva:

1. Sign-up to Canva by logging in at <https://www.canva.com> There are several ways to sign-up
2. Select Requirements. Canva provides various options such as Presentation, Video, Instagram post, etc. In this service, users are directed to select Presentation to create presentations of teaching materials.
3. Select Blank sheet (template). Here there is a blank worksheet which is the design area. This sheet allows the user to design the template according to his wishes. Another option available is the various templates that are already available, making it easier for users to choose the appropriate template.
4. Use Canva features. Canva has many features that make it easier for users to design, in this case creating teaching materials.
5. Save results. Canva also has an auto save function, so users don't need to worry if they forget to save the design they have worked on. Apart from that there are also Share, Download and Show functions.

### 2. IMPLEMENTATION METHOD

There are four stages in this ICT-based learning training activity, namely: 1) analysis stage, 2) design stage, 3) training stage and 4) evaluation stage.

1. Analysis Stage. The analysis was carried out online via Google forms and distributed to teachers in partner schools. The results of the analysis show that there are several things that become obstacles in implementing learning in the classroom, one of which is related to student motivation in developing digital-based teaching materials and learning media. This is related to the constraints of teachers who have difficulty being creative in making teaching materials that can increase students' motivation when participating in learning.

#### 2. Design Stage

Based on the problems encountered by teachers at partner schools, the team designed training on using the Canva application in creating teaching materials. The Canva application was chosen as the application used to create teaching materials because Canva is an application that can be used via cellphone or laptop, making it easier for teachers to use.

#### 3. Training Stage

Community Service Training was carried out in Karangwitan sub-district, Garut district, participants were Elementary School Teachers. The workshop material is the importance of learning using media that is interesting to students and an introduction to the Canva application and how to use it in creating teaching materials. Elementary school teachers were asked to make presentations to teach teaching material appropriate to their respective fields by integrating local cultural wisdom using the Canva application.

#### 4. Evaluation Stage

At this stage, the team observes the results of the presentation designs from the teachers and provides input regarding the design. This is done so that teachers know the advantages and disadvantages of the designs created by teachers using the Canva application. The team also asked teachers for their opinions about using Canva in creating teaching materials.

### 3. RESULTS AND DISCUSSION

This Community Service Activity will be carried out from March-October 2023. The location for Community Service at Elementary School Teachers in Karangwitan sub-district, Garut. The participants consisted of teachers in elementary school English teachers in Garut Regency. There are several stages in this community service activity as follows.

The first stage is the analysis stage, at this stage the service team makes observations by distributing questionnaires online via Google Form. Observation results show that teachers need to develop teaching materials that can increase student motivation. This is because there are deficiencies in the presentations presented in online learning, namely presentations that are less interesting.

Based on the findings at the analysis stage, it can be concluded that teachers need to receive training on making teaching materials in order to increase students' interest in learning in class. For this reason, the service implementation team conducted focus group discussions to discuss, select and design services in making interesting teaching materials so as to increase student motivation in learning. After obtaining the results of the analysis regarding the needs of partner schools and supported by a literature review, this service activity using the Canva application was chosen as the right application to help teachers create teaching materials that have attractive designs for classroom learning.

The service activity stage is planning the implementation of the service, carrying out the activities that have been prepared in the activity rounddown, including presenting the material that will be displayed during the implementation of the service activity. The service was carried out for three days for class teachers in Garut Regency. Participants who

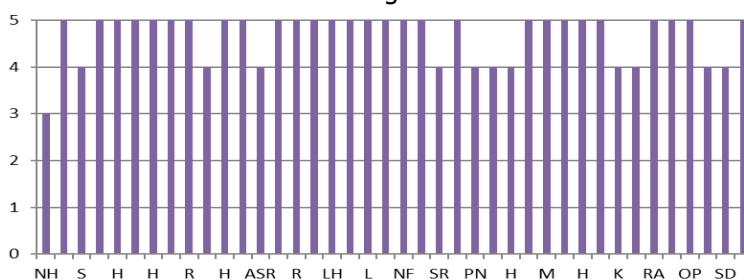
took part in a presentation about Canva presented by the service resource team. The presentation contains information about the Canva application, Integrated Language Skills Learning Based on Cultural Wisdom in Garut Regency, how to use Canva, a tutorial for making presentations using Canva, and maximizing the free Canva feature for making presentations on teaching materials.

On the third day, service participants were given the opportunity to try using the Canva application to make presentations in making teaching materials by integrating Integrated Language Skills Based on the Cultural Wisdom of Garut Regency. From field observations, there are still many teachers who are not familiar with Canva features and how to use them, so assistance is needed for these teachers during workshop activities. Assistance starts with how to download the Canva application from Playstore or access using Google Chrome, then the process of signing in to the Canva application.

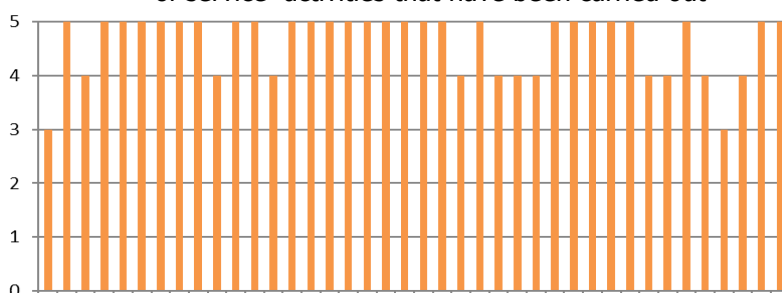
At this stage the teachers did not encounter any difficulties, but when asked to look for presentation features the teachers seemed confused in looking for these features so some of them were accompanied by the service team. Then, teachers were asked to make presentations based on available templates and develop their creativity in making presentation designs. Some teachers have difficulty designing teaching materials via cellphone because the screen size is not large enough so they have less freedom to change the design according to their wishes. Apart from that, the difficulty faced by teachers is the lack of stable signal in the service area, so that making presentation designs for teaching materials takes longer. After the teacher designs the teaching materials, the teachers are asked to collect the results of the presentation designs for the teaching materials that have been made.

At this stage, the service team provides feedback and input on the presentation design of teaching materials created by the teacher. Overall, the results of the presentation design of the teachers' teaching materials are very interesting and can display their creativity in presenting English teaching materials. At the end of the service implementation session, the team distributed questionnaires for participants to fill out. The questionnaire is created in a Google Form which contains a number of questions. The questionnaire is the basis for evaluating the activities that have been carried out. The evaluation includes ease of use, clarity of the material presented, and benefits felt by participants.

Picture 1. Respondents' Satisfaction Regarding the Method of Presenting Information

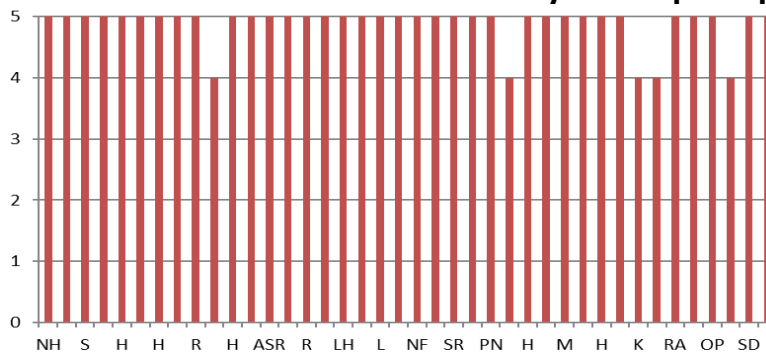


Picture.2 Respondent satisfaction regarding the implementation of service activities that have been carried out



Based on the distribution of questionnaires, participants' perceptions of the effectiveness of the preparation of learning tools given to 32 participants via the Google Form application showed an average score of three, meaning the participants perceived it to be quite effective. Next, to find out how much satisfaction the participants have with the training process, the data is visualized in the following graph:

Picture 3. Benefits of activities for community service participants



The results of this service activity are also strengthened by results (Yundayani et.al, 2019; Anwar, 2021; Hadi et.al, 2021; Ilyas et.al, 2023) research which states that the use of the Canva application can be effective in developing English teaching materials. The results of the research findings reveal the following:

- 1.Ease of Use: The majority of research participants reported that Canva was easy to use and intuitive. They can quickly create designs that are attractive and tailored to their needs without requiring in-depth graphic design knowledge.
- 2.Creativity and Visualization: Research participants reported that Canva allowed them to be more creative in developing teaching materials. They can easily add attractive images, icons, graphics, and fonts to create more visual and engaging materials for students.
- 3.Time Savings: Using Canva can save time in developing teaching materials. Research participants reported that Canva provides a variety of templates that can be used as a starting point for creating teaching materials. Plus, they can save and reuse previously created designs.
- 4.Collaboration: Canva also allows collaboration between teachers in developing teaching materials. Study participants reported that they could easily share designs with other colleagues to gain input and collaboration.
- 5.Multiplatform Support: Canva can be accessed via a variety of devices, including computers, tablets and smartphones. This makes it easier for teachers to develop teaching materials anywhere and at any time.

While there are many benefits to using Canva in developing English teaching materials, the research also identified several challenges that teachers may face, such as limited features and design options available in the free version, as well as a lack of training and understanding in using the application effectively (Utami, 2021; Fitria, 2022; Le et.al, 2023; Wijayanti, 2022). Overall, this community service activity shows that Canva is a useful and effective tool in developing English teaching materials. With better support from application developers and better understanding from teachers, using Canva can be a good solution to enrich students' learning experience in English lessons.

Based on the distribution of the questionnaire, the level of participant satisfaction with the training implementation process given to 32 participants via the Google Form application showed an average score of 3 (three), meaning the participants felt quite satisfied. This activity, which lasted for 3 days, resulted in several achievements, including: a] Elementary school teachers in Garut Regency can easily use the Canva application and its various uses in creating teaching materials. b] Elementary school teachers still need assistance regarding preparing Integrated Language Skills teaching materials based on cultural wisdom. c]Increase the creativity of elementary school teachers in Garut Regency in creating interesting teaching materials. d]Teachers as partners in service activities are satisfied with the Integrated Language Skills assistance activities based on cultural wisdom.

Based on the results of this evaluation, the follow-up action that needs to be taken is regular assistance in developing learning media for elementary school teachers so that they can develop various interesting learning media so that students can be motivated to participate in the learning process in the classroom.

**4.CONCLUSION**

In implementing community service, this activity has increased knowledge and insight for elementary school teachers which can become a reference for making teaching materials. Apart from that, service activities can improve teachers' abilities in terms of skills and innovation to create interesting learning media and teaching materials for students. Suggestions that can be given are ongoing training so that teachers can maximize the knowledge that has been conveyed. Of course, this is a realization of the evaluation carried out by the service team. In implementing community service, this activity has increased knowledge and insight for elementary school teachers which can become a reference for making teaching materials. Apart from that, service activities can improve teachers' abilities in terms of skills and innovation to create interesting learning media and teaching materials for students. Suggestions that can be given are ongoing training so that teachers can maximize the knowledge that has been conveyed. of course, this is a realization of the evaluation carried out by the service team.

However, there were several obstacles faced by teachers in this training, namely internet connections, inadequate cellphones and unstable internet connections which hampered the processschs of creating presentation designs for teaching materials using the Canva application. Teachers still need more comprehensive assistance

regarding Integrated Language Skills teaching materials based on local cultural wisdom in accordance with the objectives of the training using Canva. It is hoped that teachers can increase their creativity in making presentations of teaching materials so that they can attract students' attention and increase students' learning motivation in learning. .

### ACKNOWLEDGMENTS

We would like to express our thanks to our community service partners, namely the Location of Community Service, namely Elementary School Teachers in Karangwitan District, Garut Regency, especially to Mr. and Mrs. Teachers who were participants. Apart from that, we also thank the Institute for Research and Community Service, Jakarta State University, which has supported the implementation of this activity.

### REFERENCES

1. Aji, W. N. dan D. B. P. S. (2020). *Aplikasi Tik Tok Sebagai Media Pembelajaran Keterampilan Bersastra*. Jurnal Metafora. Vol. VI (2), 147–157.
2. Anwar, K. (2021). The perception of using technology canva application as a media for english teacher creating media virtual teaching and english learning in loei thailand. *Journal of English Teaching, Literature, and Applied Linguistics*, 5(1), 62-69.
3. Amna Emda, "Kedudukan motivasi belajar siswa dalam pembelajaran," Lantanida Journal 5, no. 2 (2018): 181.
4. Bayu, D. J. (2020). Jumlah Pengguna Internet di Indonesia Capai 196,7 Juta. Retrieved January 5, 2021, from <https://databoks.katadata.co.id/datapublikasi/2020/11/11/jumlah-pengguna-internet-di-indonesia-capai-1967-juta>
5. Cahyani, A, dkk. (2020). *Motivasi Belajar Siswa SMA pada Pembelajaran Daring di Masa Pandemi Covid-19*. Jurnal Pendidikan Islam. Vol. 3 No 1.
6. Canva. (n.d.). *Canva Untuk Pendidikan*. [https://www.canva.com/id\\_id/pendidikan/](https://www.canva.com/id_id/pendidikan/)
7. Fitria, T. N. (2022). Using Canva as media for English Language Teaching (ELT) in developing creativity for Informatics students'. *ELT Echo: The Journal of English Language Teaching in Foreign Language Context*, 7(1), 58-68.
8. Hadi, M. S, Izzah, L., & Paulia, Q. (2021). Teaching writing through Canva application. *Journal of Languages and Language Teaching*, 9(2), 228-235.
9. Ilyas, M., & Syarif, H. (2023). The Use of English Language Learning Videos Designed Through Canva App: Students' Perceptions. *International Journal of Interactive Mobile Technologies*, 17(8).
10. Kurniasih, N. (2016). Infografis. Prosiding Makalah Seminar Nasional "Komunikasi, Informasi Dan Perpustakaan Di Era Global, 456–465. <https://doi.org/10.31227/osf.io/5jh43>
11. Le, A. N. N., Bo, L. K., & Nguyen, N. M. T. (2023). Canva-based E-portfolio in L2 Writing Instructions: Investigating the Effects and Students' Attitudes. *Computer Assisted Language Learning*, 42(1), 41-62.
12. Miftah, M. (2014). *Pemanfaatan Media Pembelajaran Untuk Peningkatkan Kualitas Belajar Siswa*. Jurnal KWANGSAN. Vol. 2(1), 95–105.
13. Muijs & Reynolds. (2008). *Effective Teaching: Evidence and Practice*. London: Sage Publications.
14. M. P., & Printina, B. I. (2018). the Use of Canva Application As an Innovative Presentation Media Learning History. Prosiding Seminar Nasional FKIP 2018 "Dunia Pendidikan Dalam Perubahan Revolusi 4.0," 190–203. <https://doi.org/10.24071/snfkip.2018.20>
15. Miftah, M. N., Rizal, E., & Anwar, R. K. (2016). Pola Literasi Visual Infografer Dalam Pembuatan Informasi Grafis (Infografis). Jurnal Kajian Informasi Dan Perpustakaan, 4(1), 87. <https://doi.org/10.24198/jkip.v4i1.11635>
16. Pelangi, G. (2020). *Pemanfaatan Aplikasi Canva Sebagai Media Pembelajaran Bahasa Dan Sastra Indonesia Jenjang Sma/MA*. Jurnal Sasindo Unpam. Vol 8 No 2.
17. Suhery, Trimardi Jaya Putra, dkk. (2020). *Sosialisasi Penggunaan Aplikasi Zoom Meeting dan Google Classroom Pada Guru di SDN 17 Mata Air Padang Selatan*. Jurnal Inovasi Pendidikan. Vol. 1 No 3.
18. Tanjung, R. E., & Faiza, D. (2019). *Canva Sebagai Media Pembelajaran Pada Mata Pelajaran Dasar Listrik dan Elektronika*. Jurnal Vokasional Teknik Elektronik dan Informatika. Vol. 7 No 2.
19. Utami, Y., & Djamdjuri, D. S. (2021). Students' motivation In Writing Class Using Of Canva: Students' perception. In *Bogor English Student And Teacher (BEST) Conference* (Vol. 3, pp. 153-159).
20. Wijayanti, E. (2022). Teaching English by Using Canva: Students' and Lecturers' Voice. *ENGLISH FRANCA: Academic Journal of English Language and Education*, 6(2), 411-428.
21. Yundayani, A., Susilawati, S., & Chairunnisa, C. (2019). Investigating The Effect Of Canva On Students' writing Skills. *English Review: Journal of English Education*, 7(2), 169-176.